

Description

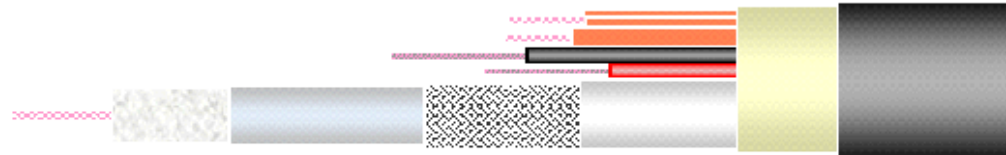
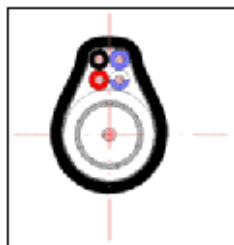
Multimedia Cable

?



Data Sheet

SAT50MDF2N



Ø

11,50x9,80

(Pet) (PVC)

Standards

CAI RNE 678 (as per EN50117-2-4)

Construction data

Polyester film spirally wrapped (Pet)

Attached Data Sheet

- SAT50M
- CE22
- CE23
- CT19
- CT20

Outer sheath of Polyvinylchloride - black (PVC) Ø 11,50 x 9,80 ± 0,25 mm

Printed each meter by yellow ink-jet :

CAVEL SAT 50 M DFN MADE IN ITALY 75 Ohm EN50117-2-4 CEI-UNEL 36762 C-4 (U0 = 400V) ss/aa m

(ss=week, aa=year) (m=meter marking)

Physical data

Weight of copper conductors	24,03	kg/km
Total weight of cable	108,03	kg/km
Minimum installation temperature	-5	°C
Operating temperature	-40 / +80	°C

ITALIANA CONDUTTORI s.r.l.

Viale Zanotti 90 I - 27027 Gropello Cairoli
 Tel +39-382.815150 Fax +39-0382.814212

Date

29/02/2016

Responsible

Alberto Scardovi

Connectors

BNCC703	Series BNC Compression, BNC Compression, for OUTDOOR installation, nitin-plated brass - 35,0 mm x 14,0 mm
F703	Series F Crimp, F Crimp, for INDOOR installation, nitin-plated brass - 21,0 mm x 12,0 mm
FA703	Series F Twist-On, F Twist-On, for INDOOR installation, nitin-plated brass - 21,0 mm x 12,0 mm
FC7.0QM	Series F Compression, Quick Mount, for OUTDOOR installation
FC703	Series F Compression, F Compression, for OUTDOOR installation, nitin-plated brass - 30,0 mm x 12,0 mm
FCEM7.0C	Series F Compression, F Compression, for OUTDOOR installation, nitin-plated brass
FCPO5.1C	Series F Compression, Ø 5,1 Push-On, for OUTDOOR installation, nitin-plated brass
IECF5.1C	Series IEC (toolless), female, no tool, for INDOOR installation
IECF90C	Series IEC (toolless), Ø 5,1 90° female, for INDOOR installation
IECF703	Series IEC Compression, female, no tool, for OUTDOOR installation
IECM5.1C	Series IEC (toolless), male, no tool, for INDOOR installation
IECM90C	Series IEC (toolless), Ø 5,1 90° male, for INDOOR installation
IECM703	Series IEC Compression, male, for OUTDOOR installation
FC703C	Series F Compression, F Compression, for OUTDOOR installation

Description

Indoor drop coaxial cable - 75 Ohm

Indoor installation cable



Data Sheet

SAT50M

SAT50MDF2N



Ø	1,00	4,80	4,87	5,27	6,60
	(Cu)	(PEG)	(Al/Pet)	(CuSn)	(PVC)

Class CPR acc. to UE 305/2011 (DoP)

Eca

The cable can be used in the field of application of the Construction Product Regulation (DoP) UE nr. 305/2011 for the class of performance specified on the related product label.

Standards

EN 50117-2-4

Reaction to Fire

EN50575

Construction data

Inner conductor of plain copper	(Cu)	Ø 1,00 ± 0,02	mm
Dielectric of physical foam polyethylene	(PEG)	Ø 4,80 ± 0,10	mm
Aluminium/Polyester tape longitudinally overlapped	(Al/Pet)		
Water repellent sealing (dielectric)	(Jelly1)		
Braid of tinned copper wires	(CuSn)		
Braid optical coverage (IEC 96-1)		37	%
Diameter over Braid		Ø 5,27	mm
Outer sheath of Polyvinylchloride - white (PVC) - lead-free	(PVC)	Ø 6,60 ± 0,10	mm

Printed each meter by blue ink-jet :

CAVEL SAT 50 M MADE IN ITALY 75 Ohm Euroclass Eca EN50117-2-4 CEI-UNEL 36762 C-4 (U0 = 400V)
gggaan m

(ggg=day)(aa=year)(n=batch) (m=meter marking)

Physical data

Weight of copper conductors	11,38	kg/km
Total weight of cable	38,68	kg/km
Minimum bending radius (single/repeated bending)	35/70	mm
Maximum cable pulling strength	150	N
Minimum installation temperature	-5	°C
Operating temperature	-40 / +80	°C

Electrical data

Characteristic impedance	200 MHz	75 ± 3	Ohm
Capacitance (@1kHz)		54 ± 2	pF/m
Velocity Ratio		82 %	
Inner conductor resistance		22,50	Ohm/km
Outer conductor resistance		33	Ohm/km
Loop resistance		55,50	Ohm/km
Sheat Insulation voltage (spark test)		3	kV
Maximum current (Ieff)		6	A

ITALIANA CONDUTTORI s.r.l.

Viale Zanotti 90 I - 27027 Gropello Cairoli
Tel +39-382.815150 Fax +39-0382.814212

Date

29/02/2016

Responsible

PierPaolo Piccinini

Description

Indoor drop coaxial cable - 75 Ohm

Indoor installation cable



Data Sheet

SAT50M
SAT50MDF2N

Structural return loss (SRL)

5 - 470 MHz	>30 dB
470 - 1000 MHz	>28 dB
1000 - 2000 MHz	>26 dB
2000 - 3000 MHz	>22 dB

Screening Attenuation (SA)

SA-Class B

Transfer Impedance (Zt)

Zt-Class N.C.

30 - 1000 MHz	>75 dB
1000 - 2000 MHz	>80 dB
2000 - 3000 MHz	>70 dB

5 - 30 MHz

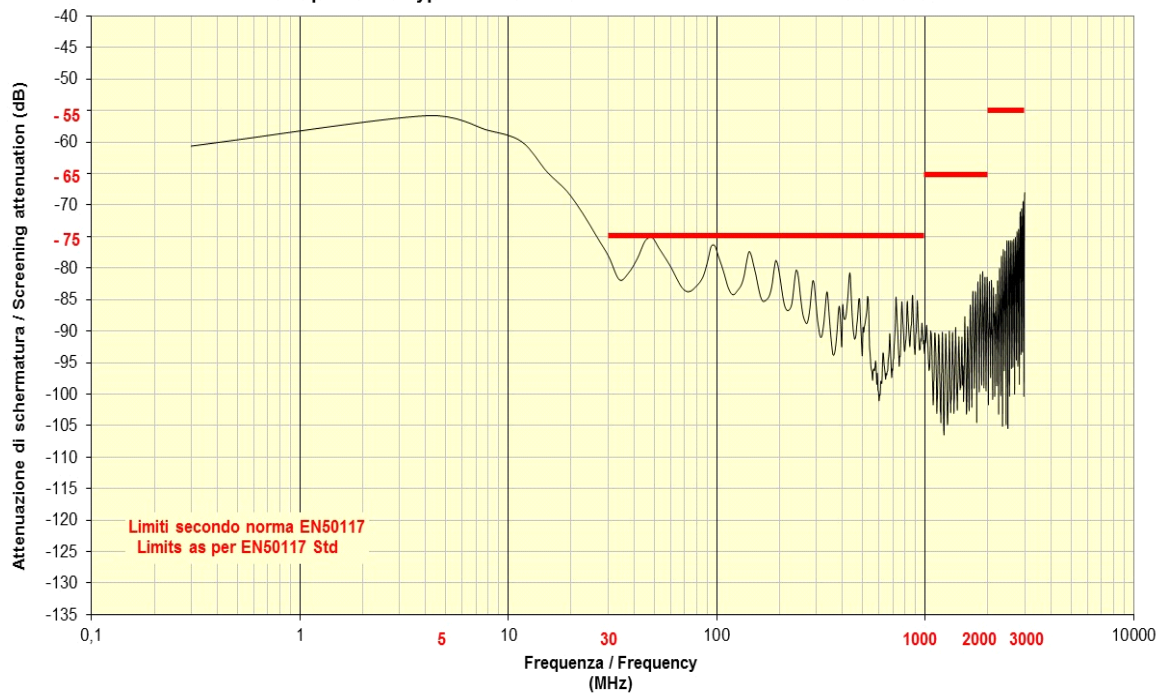
< 85 mOhm/m

Attenuazione di schermatura / Screening Attenuation

Cavo classe B / B Class Cable

Cavo tipo / Cable type : SAT 50 M

Data / Date : 28-09-2006



ITALIANA CONDUTTORI s.r.l.

Viale Zanotti 90 I - 27027 Gropello Cairoli
Tel +39-382.815150 Fax +39-0382.814212

Date

29/02/2016

Responsible

PierPaolo Piccinini

Description

Indoor drop coaxial cable - 75 Ohm

Indoor installation cable

**Data Sheet****SAT50M**

SAT50MDF2N

Connectors

BNCC703	Series BNC Compression, BNC Compression, for OUTDOOR installation, nitin-plated brass - 35,0 mm x 14,0 mm
F703	Series F Crimp, F Crimp, for INDOOR installation, nitin-plated brass - 21,0 mm x 12,0 mm
FA703	Series F Twist-On, F Twist-On, for INDOOR installation, nitin-plated brass - 21,0 mm x 12,0 mm
FC7.0QM	Series F Compression, Quick Mount, for OUTDOOR installation
FC703	Series F Compression, F Compression, for OUTDOOR installation, nitin-plated brass - 30,0 mm x 12,0 mm
FCEM5.0C	Series F Compression, F Compression, for OUTDOOR installation, nitin-plated brass
FCPO5.1C	Series F Compression, Ø 5,1 Push-On, for OUTDOOR installation, nitin-plated brass
IECF5.1C	Series IEC (toolless), female, no tool, for INDOOR installation
IECF90C	Series IEC (toolless), Ø 5,1 90° female, for INDOOR installation
IECF703	Series IEC Compression, female, no tool, for OUTDOOR installation
IECM5.1C	Series IEC (toolless), male, no tool, for INDOOR installation
IECM90C	Series IEC (toolless), Ø 5,1 90° male, for INDOOR installation
IECM703	Series IEC Compression, male, for OUTDOOR installation
FC703C	Series F Compression, F Compression, for OUTDOOR installation

ITALIANA CONDUTTORI s.r.l.

Viale Zanotti 90 I - 27027 Gropello Cairoli

Tel +39-382.815150 Fax +39-0382.814212

Date

29/02/2016

Responsible

PierPaolo Piccinini

DescriptionElectrical wire 0,5 mm²

Coaxial Cables

CAVEL[®]

since 1968

Data Sheet**CE22**
SAT50MDF2N

16x0,193



Ø	0,80	1,80
	(Cu)	(LSZH)

Construction data

Electrical conductor of stranded bare copper wires 0,50 mm ²	(Cu)	16x0,193	Ø 0,80	mm
Outer sheath of Thermoplastic material - black - halogen-free, low smoke, flame retardant and UV-resistant	(LSZH)		Ø 1,80	mm

Physical data

Weight of copper conductors	4,10	kg/km
Total weight of cable	7,60	kg/km

Electrical data

Conductor resistance @ 20°C	39	Ohm/km
Maximum current (I _{eff})	6	A

ITALIANA CONDUTTORI s.r.l.Viale Zanotti 90 I - 27027 Gropello Cairoli
Tel +39-382.815150 Fax +39-0382.814212**Date**

29/02/2016

Responsible

Alberto Scardovi

DescriptionElectrical wire 0,5 mm²**Data Sheet****CE23**
SAT50MDF2N

16x0,193



Ø	0,80	1,80
	(Cu)	(LSZH)

Construction data

Electrical conductor of stranded bare copper wires 0,50 mm ²	(Cu)	16x0,193	Ø 0,80	mm
Outer sheath of Thermoplastic material - red (RAL 3000) - halogen-free, low smoke, flame retardant and UV-resistant	(LSZH)		Ø 1,80	mm

Physical data

Weight of copper conductors	4,10	kg/km
Total weight of cable	7,60	kg/km

Electrical data

Inner conductor resistance	39	Ohm/km
Maximum current	6	A

ITALIANA CONDUTTORI s.r.l.Viale Zanotti 90 I - 27027 Gropello Cairoli
Tel +39-382.815150 Fax +39-0382.814212

Date

29/02/2016

Responsible

Alberto Scardovi

Ø	0,51	0,90
	(Cu)	(HDPE)

Construction data

Inner conductor of plain copper	(Cu)	Ø 0,51	mm
Outer sheath of High Density Polyethylene - orange	(HDPE)	Ø 0,90 ± 0,05	mm

Physical data

Copper Content	1,82	kg/km
Cable Weight	2,23	kg/km

Ø	0,51	0,90
	(Cu)	(HDPE)

Construction data

Inner conductor of plain copper	(Cu)	Ø 0,51	mm
Outer sheath of High Density Polyethylene - white/orange	(HDPE)	Ø 0,90	mm

Physical data

Copper Content	1,82	kg/km
Cable Weight	2,24	kg/km