

FO-CF

Fiber Optic Center Feed

Instruction Sheet



Patent Pend.

Features

- Center feed design for longitudinal approach to fiber stripping
- Fiber guides to fully locate 900 micron and 250 micron buffer coated fibers during the stripping process
- Side mounted jacket stripping blades for stripping of 1.6mm to 3.0 mm cable jackets
- Cleaning brush included with tool

Warning! This tool should not be used on live electrical circuits. It is not protected against electrical shock! Always use OSHA/ANSI or other industry approved eye protection when using tools. This tool is not to be used for purposes other than intended. Read carefully and understand instructions before using this tool.

Operation

The tool is designed with three fiber stripping stations: Jacket, 900 micron, and 250 micron.

Jacket Stripping

For complex fiber cable with a loose outer jacket, the jacket can be removed with the side mounted jacket blade shown in Fig.1 Insert the cable to the desired strip length, close the tool firmly, and pull jacketing off. The cutting blades will strip jackets ranging from 1.6 - 3.0mm diameter.

Fig.1





Fig.2



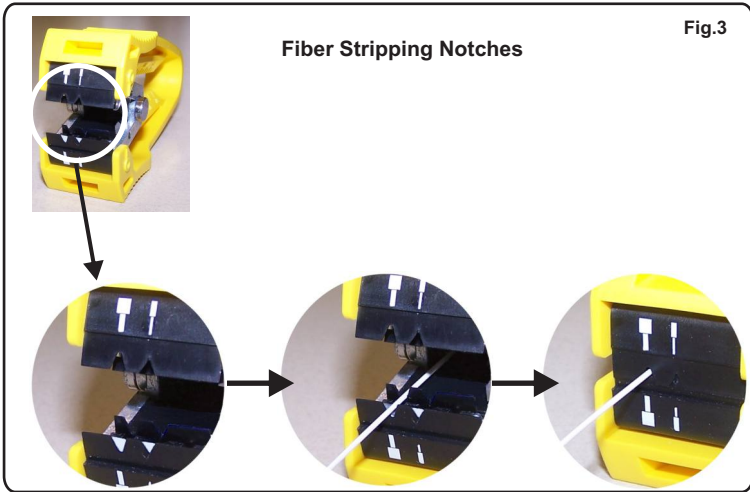
Fiber Stripping

The front face of the tool is supplied with 900 micron and 250 micron stripping notches. The notch locations are depicted on the front guides. Fig.2

continued

900 micron Buffer Stripping

The large stripping notch is designed to strip 900 micron tight buffer coating down to the 250 micron acrylate buffer. Locate the 900 micron fiber in the bottom of the proper stripping guide to a desired length, Fig 3. Close the tool firmly and pull the tool longitudinally in a slow and deliberate motion to perform the stripping process.



250 micron Acrylate Stripping

The small stripping notch is designed to remove 250 micron acrylate buffer from 125 micron fiber. In a similar fashion, locate the 250 micron fiber in the bottom small stripping guide to the desired strip length. Close the tool firmly and pull the tool longitudinally to perform the stripping process.

Note that as fiber buffer and acrylates vary in their makeup, it is not uncommon to necessitate shorter, more numerous strips to arrive at the desired finished strip length.

The FO-CF tool is supplied with a cleaning brush.

The accumulation of acrylate around the stripping blades will affect the quality of subsequent strips. Visually inspect the blade area and clean out with the brush as needed.



For fibers constructed with Kevlar yarn, Ripley offers several Kevlar shears to cut this material. Refer to Miller models, FOKC, KS-1, KC699, and 86 1/2SF.

FO-CF Stripping Tool: Part No. 81400

Replacement Brush: Part No. 81410

WARRANTY: RIPLEY warrants its products against defective materials and workmanship for a period of one year from date of shipment from the RIPLEY factory provided the product is utilized in accordance with instructions and specified ratings.

46 Nooks Hill Road, Cromwell, CT 06416 USA ~ Phone: 800-528-8665 ~ Int'l: (01) 860-635-2200
Fax: (01) 860-635-3631 ~ E-mail: info@ripley-tools.com ~ Internet: www.ripley-tools.com

